


Embedded Systems Design Internship

Become JOB Ready



Online and Offline Mode

■ Embedded Systems Challenge !

A 4-week hands-on internship designed to make you skilled in embedded systems using the STM32 microcontroller. Learn by doing, from GPIO and timers to communication protocols and build a real project that You can proudly showcase.



■ What You'll Achieve in Internship


- ◆ **Embedded C Programming**
- ◆ **STM32 Microcontroller**
- ◆ **GPIO, Timer, ADC, PWM**
- ◆ **UART, I2C, SPI, CAN**
- ◆ **Tools like QUEM, Proteus**
- ◆ **Building Real Projects**
- ◆ **Register level to HAL API**



1st Week

■ Embedded System Fundamentals


- ✓ Introduction to Embedded Systems
- ✓ ARM Cortex-M4 core basics.
- ✓ ISA CISC vs RISC
- ✓ ARM Cortex-A, R, M
- ✓ STM32F4 Architecture
- ✓ STM32F4-Discovery Board
- ✓ STM32Cube IDE setup
- ✓ QEUM Emulator
- ✓ Special Function Registers
- ✓ Programmer Model
- ✓ Memory Model



2nd Week

■ Controller Basics

- ✓ Clock
- ✓ GPIO
- ✓ Register-level programming
- ✓ LED blinking
- ✓ BIT Testing, Setting, Clearing
- ✓ Bit Right and Left Shifting
- ✓ STM32Cube Package
- ✓ Hardware Abstraction Layer



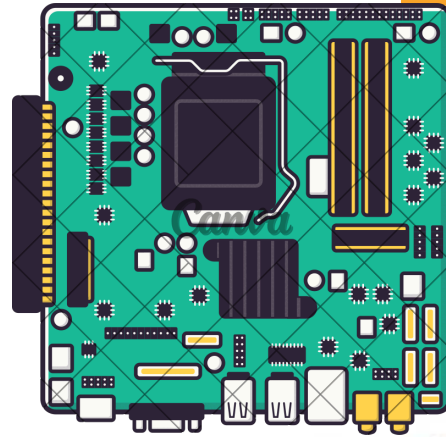
- Mock Interview for Embedded Software Engineer Roles
- Embedded C and Python Coding Challenges & Debugging Exercises

FREE

3rd Week

■ Mastering Microcontrollers

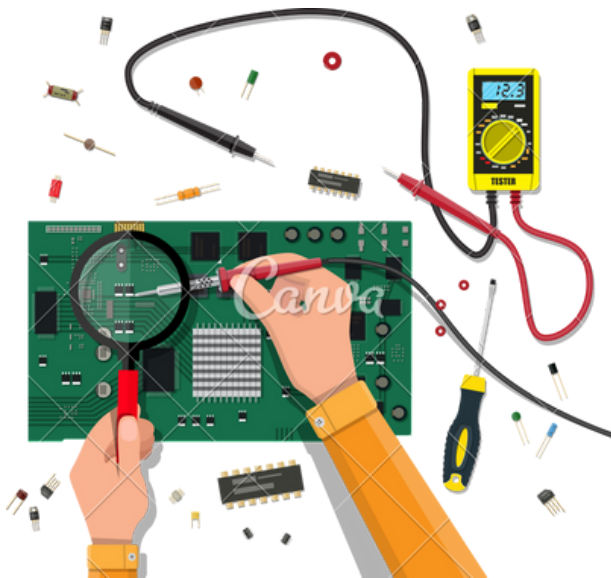
- ✓ Timer
- ✓ PWM
- ✓ Interrupts & ISR
- ✓ ADC and DAC
- ✓ 7 Segment Display
- ✓ 16x2 LCD interfacing
- ✓ Motor interfacing
- ✓ Potentiometer and
- ✓ Analog Sensor



4th Week

■ Communication Protocols

- ✓ UART
- ✓ I2C
- ✓ SPI
- ✓ CAN
- ✓ WiFi (802.11)
- ✓ BLE



- Hands-on Labs & Real Time Projects
- Exclusive PDFs & Cheat Sheets
- Access to STM32Cube Projects & Source Codes

FREE

This internship is your chance to work on real world projects 🧑💻, gain industry-level skills 💡, and stand out from the crowd. 🎯



Visit

www.makeiot.in

Contact Us

Info@makeiot.in

Contact Number

+91 8856905687